

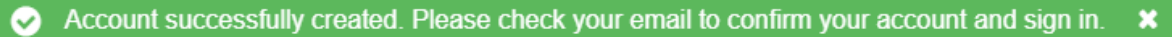

USOC SafeSport Training

All directors, committee members, staff, coaches and others are required to complete the USOC SafeSport online training program. The program is available at no cost to members of USA Curling and can be found on the new SafeSport platform at <https://safesport.org>.


CREATE YOUR ACCOUNT

To access the training you will first be required to set up an account:

1. Click **SIGN IN** at the upper right corner of the page.
2. Click **REGISTER** and follow the instructions to set up a new account.
3. Choose **ADD MEMBERSHIP** at the bottom of the second page and then select **USA CURLING** from the drop-down list. Enter Access Code **47KZ-29XX-G9T6-PM1K**.
4. After USA CURLING has been added to your profile, click SAVE. You will be redirected to your email to confirm your account and sign in.

 Account successfully created. Please check your email to confirm your account and sign in. 

TAKE THE TRAINING

1. Once you confirm your account through the email provided and sign in (as outlined above) you will be redirected to a screen showing your name and a list of three (3) trainings to be completed:
 - a. Sexual Misconduct Awareness Education
 - b. Emotional and Physical Misconduct
 - c. Mandatory Reporting
2. Complete the trainings outlined above by clicking on the arrow icon  next to each. Please note that you do not have to complete the training in one sitting. The system will resume where you left off the next time you log back in and/or select the module you were working on.
3. Once you have successfully completed all three (3) trainings, you will be considered "SafeSport Trained" and able to generate and print a certificate of completion. Your training status will also be trackable by designated USA Curling staff.

If you have any questions regarding the SafeSport training process, please contact Shane Stein at shane.stein@usacurl.org or 715-344-1199 ext. 209.